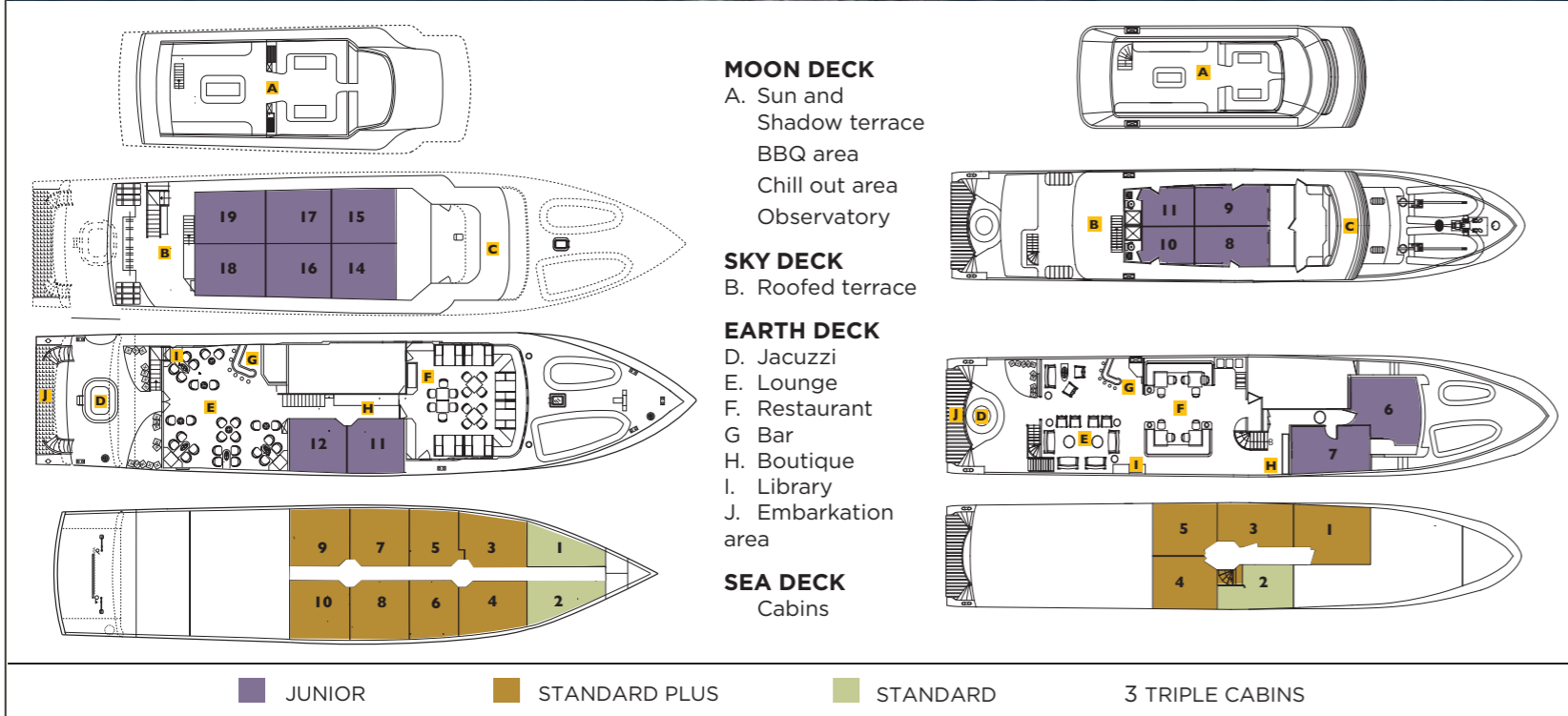


# M/Y CORAL I

36 PASSENGERS

TWIN ⚓⚓⚓⚓⚓  
EXPEDITION YACHTS



**M/Y Coral I TECHNICAL SPECIFICATIONS**

<b>Length:</b>	131 feet (39.7mts)	<b>Guides:</b>	3 multilingual naturalists
<b>Wide:</b>	28 feet (8.50mts)	<b>Speed:</b>	12 knots
<b>Decks:</b>	4	<b>Cruise speed:</b>	10 knots
<b>Made in:</b>	Germany	<b>Life Rafts:</b>	4 for 25 pax each
<b>Rebuilt:</b>	2004	<b>Dinghies:</b>	2 for 20 pax each
<b>Refurbished in:</b>	September 2014	<b>Kayaks:</b>	2 doubles, 1 single
<b>Passenger:</b>	36	<b>Safety:</b>	ISM, SMC, ISSC, IOPP, DOC
<b>Crew:</b>	11	<b>Electricity:</b>	110v & 220v

**M/Y Coral II TECHNICAL SPECIFICATIONS**

<b>Length:</b>	112.70 feet (34.15 mts)	<b>Guides:</b>	2 multilingual naturalists
<b>Wide:</b>	20.80 feet (6.30 mts)	<b>Speed:</b>	12 knots
<b>Decks:</b>	4	<b>Cruise speed:</b>	10 knots
<b>Made in:</b>	Holland	<b>Life Rafts:</b>	2 for 25 pax & 2 for 8 pax each
<b>Rebuilt:</b>	2006	<b>Dinghies:</b>	2 for 17 pax each
<b>Refurbished in:</b>	June 2014	<b>Kayaks:</b>	2 doubles, 1 single
<b>Passenger:</b>	20	<b>Safety:</b>	ISM, SMC, ISSC, IOPP, DOC
<b>Crew:</b>	9		
<b>Electricity:</b>	110v & 220v		

# M/Y CORAL II

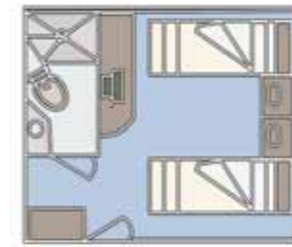
20 PASSENGERS

# CABIN INFORMATION

Sea view cabins with the following general features:

- Lower twin beds or a double bed
- Private bathroom
- Air conditioning
- Phone service for internal, local and international calls
- LCD TV with multimedia system for cabin entertainment, movies, consumptions on board, news.
- Safe-deposit box.

## JUNIOR



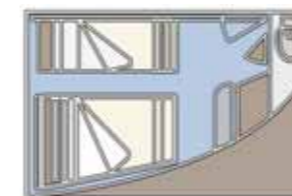
- 8 on Coral I and 6 on Coral II
- 3 triples: 2 in Coral 1, 1 in Coral II with extra bed
- Picture windows
- Located on the Earth and Sky Decks
- 8 Interconnected
- Average area of 12 m<sup>2</sup> / 129 ft<sup>2</sup>

## STANDARD PLUS



- 8 on Coral I and 4 on Coral II
- 3 triples: 2 in Coral 1, 1 in Coral II with extra bed
- Portholes
- Located on the Sea Deck
- 4 Interconnected
- Average area: 11 m<sup>2</sup> / 118 ft<sup>2</sup>

## STANDARD



- 2 on Coral I and 1 on Coral II
- Portholes
- Located on the Sea Deck
- Average area of 9 m<sup>2</sup> / 97 ft<sup>2</sup>

# M/Y CORAL I ⚓⚓⚓⚓⚓

CAB No.	CABINS CATEGORIES			DECK			LOWER TWIN BEDS ADJOINING	DOUBLE W/EXTRA BED	CABIN & WC AREA	
	JUNIOR	STANDARD PLUS	STANDARD	SKY	EARTH	SEA			m <sup>2</sup> aprox.	SQ. FEET
1							•	•	8,8	94
2							•	•	8,8	94
3							•	•	12	129
4							•	•	12	129
5							•	•	11	118
6							•	•	11	118
7							•	•	12	129
8							•	•	12	129
9							•	•	12	129
10							•	•	12	129
11							•	•	11	118
12							•	•	11	118
14							•	•	12	129
15							•	•	12	129
16							•	•	12	129
17							•	•	12	129
18							•	•	12	129
19							•	•	12	129

Total cabins: 18  
Max. capacity: 36 passengers - double accommodation

Connected cabins: 7 - 9  
8 - 10  
14 - 15  
18 - 19

# M/Y CORAL II ⚓⚓⚓⚓⚓

CAB No.	CABINS CATEGORIES			DECK			LOWER TWIN BEDS ADJOINING	DOUBLE W/EXTRA BED	CABIN & WC AREA	
	JUNIOR	STANDARD PLUS	STANDARD	SKY	EARTH	SEA			m <sup>2</sup> aprox.	SQ. FEET
1							•	•	16	172
2							•	•	10	108
3							•	•	12	129
4							•	•	12	129
5							•	•	12	129
6							•	•	14	151
7							•	•	11	118
8							•	•	10	108
9							•	•	10	108
10							•	•	10	108
11							•	•	10	108

Total cabins: 11  
Max. capacity: 20 passengers - double accommodation

Connected cabins: 8 - 9  
10 - 11