

# W CIRCUIT 5D/4N

## PROGRAM 5 days - 4 nights

\* With the possibility of extension to 6 days – 5 nights or 7 days – 6 nights

Explore the three valleys of the most popular trekking circuit in Torres del Paine.

We invite you to get up close to the imposing granite towers that give the park its name, hike alongside the striking Horns (Cuernos), and be amazed by the incredible formations of the Francés Valley. You will also have the opportunity to admire the magnificent Grey Glacier, the southernmost point of the Southern Patagonian Ice Field, where ice merges with the clouds on the horizon.

## INCLUDES



**TREKKING**  
Base Torres, Cuernos, Francés Valley, and the first Grey Glacier lookout (2.2 hours from Paine Grande Sector).



**ACCOMMODATION**  
4 nights mountain stays or camping, with the possibility of an upgrade to a hotel and/or cabin.



**ALL MEALS**  
Breakfast, lunch (box lunch), and dinner.



**REGULAR BUS TRANSFERS**  
Round-trip transportation from Puerto Natales to Torres del Paine.



**CATAMARAN**  
Departure from the Lake Pehoé pier.



**PARK ENTRANCE FEES + WELCOME KIT**



## PRICES IN USD / PER PERSON

### FULLY EQUIPPED CAMPING

**From USD \$1,640**

Price per person, based on double occupancy. Rack rate.

#### Includes:

Welcome drink per sector, all meals (dinner on Day 1), fully equipped camping with sleeping bag, pillow and sleeping mat, bathrooms with hot showers, welcome kit (water bottle, liner\* and towel), catamaran across Lake Pehoé\*, park entrance fee, and regular bus transfers between Puerto Natales and Torres del Paine (round trip).

Single supplement: USD \$1,310 commissionable rate.

**For guide and porter rates, please request a quote from your sales executive.**

### MOUNTAIN STAYS

**From USD \$2,070**

Price per person, in shared room. Rack rate.

#### Includes:

Welcome drink per sector, all meals (day 1 begins with dinner), comfortable bed in shared room (6 to 8 beds), sleeping bag, bathrooms with hot water, welcome kit including water bottle, liner\* and towel, catamaran across Lake Pehoé\*, park entrance fee, and regular bus transfers between Puerto Natales and Torres del Paine (round trip).

**For guide and porter rates, please request a quote from your sales executive.**

### HOTEL + MOUNTAIN STAYS

**From USD \$2,630**

Price per person based on double occupancy: first 2 nights at Hotel Las Torres and shared room accommodation at the mountain stays for the last 2 nights. Rack rate.

#### Includes:

Welcome drink per sector, accommodation for two guests: 2 nights in a Superior Room at Hotel Las Torres + 2 nights in a comfortable shared room (6 to 8 beds) at the mountain stays, sleeping bag, bathrooms with hot showers, all meals, welcome kit (water bottle, liner\* and towel), catamaran across Lake Pehoé\*, park entrance fee, and regular bus transfer to Puerto Natales.

Single supplement: USD \$2,100 commissionable rate.

**For guide and porter rates, please request a quote from your sales executive.**



- Prices are in USD per person.
- During October 2026 and April 2027, the boat trip on Lake Pehoé may be subject to changes, which could include modifications to the itinerary. In this case, we will help you find the best alternative for you.
- **Program does not include:** guide services, airfare, services and equipment not mentioned, medical and travel insurance, beverages, or tips.
- For special Christmas Eve (12/24) and New Year's Eve (12/31) dinners, there is an additional charge of USD \$50 per person.
- Ask about: private bilingual guide service / porter service
- \*Liner\* refers to a sleeping bag liner.

## ITINERARY 5 DAYS – 4 NIGHTS


- Day 01 ○ Regular transportation to Torres del Paine, accommodation at Central Sector.
- Day 02 ○ Trekking to Base Torres, accommodation in Central Sector.
- Day 03 ○ Trekking to the Cuernos Sector, accommodation in Cuernos or Francés Sector.
- Day 04 ○ Trekking towards the Francés Valley, accommodation at Paine Grande Sector.
- Day 05 ○ Trekking to the Grey Glacier lookout and return by catamaran across Lake Pehoé, followed by regular transportation back to Puerto Natales.




### DAY 1.

#### PUERTO NATALES TO TORRES DEL PAINE

Before your adventure begins, you will receive an email with technical information to help you prepare in the best possible way for your trip. On the first day of your program, you will take the bus at 2:15 PM towards Torres del Paine National Park. Once you arrive at the Puerto Natales bus terminal, our host will welcome you and provide your welcome kit. You will arrive in the afternoon, followed by dinner and overnight accommodation in Central Sector.

 Departure from Puerto Natales (approx. 2.5 hours)

 Overnight in Central Sector


### DAY 2.

#### BASE TORRES VIEWPOINT TREK


You will start early in the morning, heading towards one of the most iconic landmarks of the park: the Base Torres Viewpoint. During the first part of the hike, you will walk across the pampas and cross the Ascencio River, before ascending approximately 3 km to reach the Los Vientos Pass, where you will be rewarded with incredible views of the valley and surrounding lakes.

You will then continue to Camping Chileno, entering a lenga forest and reaching the moraine, where the most demanding section of the trek begins. You will hike along a rocky trail until arriving at the spectacular Base Torres Viewpoint. Later in the day, you will begin your descent back to Central Sector for dinner and overnight.

 8-10 hours  
19.5 km

 Difficulty level  
High

 Elevation gain  
750 meters

 Overnight in Central Sector



## 5-DAY / 4-NIGHT ITINERARY



### DAY 3.

#### TREKKING – CUERNOS SECTOR

You will hike approximately 13.5 km, skirting Lake Nordenskjöld, Mount Almirante Nieto, and the impressive Cuernos del Paine.

Along the way, you will enjoy beautiful views of hanging glaciers, lakes, and areas where you can appreciate the abundant local flora and fauna. You will arrive in time for dinner and overnight accommodation at either Francés Sector or the Cuernos Sector.



4,5 - 6,5  
hours  
13.5 km



Difficulty level  
Moderate



Elevation gain  
80 meters



Overnight  
Francés Sector



### DAY 4.

#### TREKKING – FRANCÉS VALLEY

This day begins with one of the most iconic highlights of the circuit: the Francés Valley. You will first walk along a beautiful beach on Lake Nordenskjöld, where you can observe the calmness of the water and the impressive interplay between wind and water.

Once you reach Campamento Italiano, you will begin the ascent (approximately 2 km) through forested terrain into the Francés Valley. You will continue to the Francés Valley lookout, from where you will enjoy one of the most breathtaking views of the entire circuit.

After this spectacular experience, you will begin the descent toward Paine Grande Sector for dinner and rest.



8-10 hours  
20.5 km



Difficulty level  
High



Elevation gain  
712 meters



Overnight  
Paine Grande Sector



### DAY 5

#### TREKKING TO GREY SECTOR – PEHOÉ LAKE BOAT TRIP & RETURN TO PUERTO NATALES

On this day, you will reach the third major highlight of the circuit, a place that offers one of the park's most unforgettable postcard views: the magnificent Grey Glacier. The trail begins by skirting Paine Grande Mountain, the highest peak in the massif (3,050 m / 10,007 ft), offering incredible views of its hanging glaciers. Walking through forests of ñirres, coigües, and notros, you will reach the first viewpoint of Grey Glacier, where you will see numerous icebergs floating on the lake. You will continue hiking with the imposing presence of Grey Glacier until reaching Grey Mountain stays. Afterwards, you will return to Paine Grande Sector, where you will board the catamaran that will take you to Pudeto. There, a bus will be waiting to take you back to Puerto Natales.



8-10 hours  
31.5 km



Difficulty level  
High



Elevation gain  
280 meters



Catamaran  
across Pehoé  
Lake



Return transfer to  
Puerto Natales



# PROGRAM MAP

W CIRCUIT / 5 DAYS – 4 NIGHTS PROGRAM



1.

**BASE TORRES VIEWPOINT**



2.

**CUERNOS SECTOR**



3.

**FRANCÉS VALLEY LOOKOUT**



4.

**GREY GLACIER TRAIL**

